
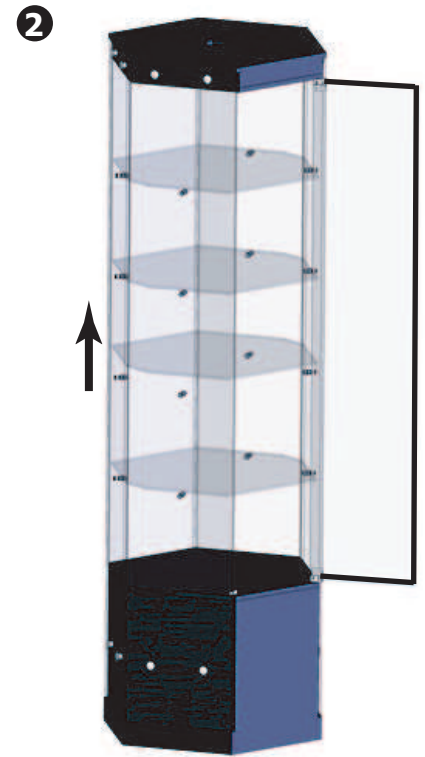


GTAP Hex Glass Tower Shelf Instructions



Open Door



Lift Shelf to be removed

Removing Shelves

1. Shelves may be removed by following these simple steps.

2. Before removing any shelves, have a clean, flat surface to safely place the removed self.

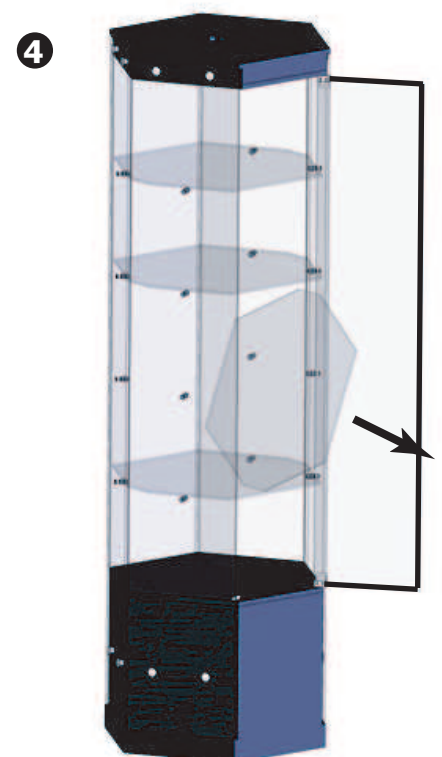
3. Be careful not to strike the edge of the shelf on the interior of the case or the glass door while removing.

4. Store the removed shelves in a safe place. Preferably, individually wrapped and stored vertically.

5. Replace shelves using same instructions in reverse order.



Rotate shelf vertical



Pull shelf out of case